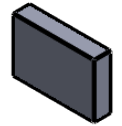
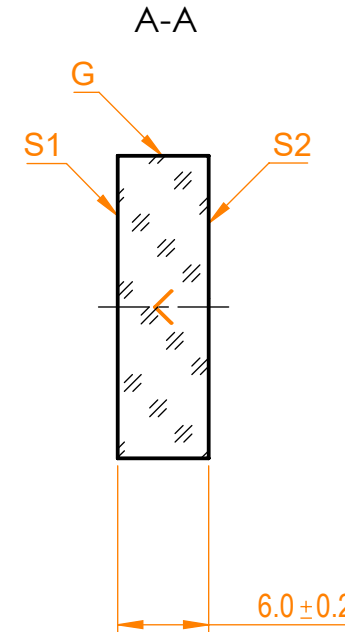
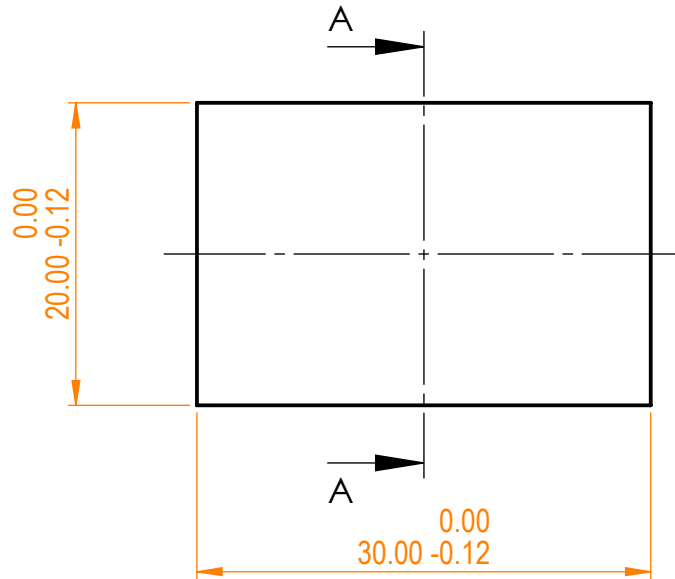


NOTES:


1. Material: UVFS;
2. G - Fine ground surface;
3. All dimensions are in mm;
4. Protective chamfers: 0.3 mm x 45°;
5. Parallelism: <30 arcsec;
6. Angle of incidence: 56°/ Angle of incidence tolerance: ±2°;
7. Transmitted wavefront distortion: $\lambda/10$ @633nm;
8. Extinction ratio: $T_p:T_s > 1000:1$;
9. Laser Induced Damage Threshold: $>10 \text{ J/cm}^2$ @1030nm, 50Hz, 10nsec pulses;



Isometric view 1:2



Specifications are subject to change without notice
Dimensions are for reference only

Parameters			 info@eksmaoptics.com www.eksmaoptics.com	TF polarizer, H=20 mm, L=30mm, T=6 mm					
	S1	S2							
Shape	Plano	Plano							
Surface quality	20-10 s/d	20-10 s/d	Proprietary	Name	Date	Part number	Rev.	Scale	
Clear aperture	>90%	>90%	The information in this drawing is property of EKSMA Optics. Any reproduction in part or as a whole without the written permission of EKSMA Optics is prohibited.	Approved	A.K.	2021.01.11	420-1578HE	A	2:1
Coating	$T_p > 98\%$, $T_s < 0.1\%$ @1030nm	$R_p < 0.3\%$ @1030nm		Drawn	V.S.	2021.01.11			