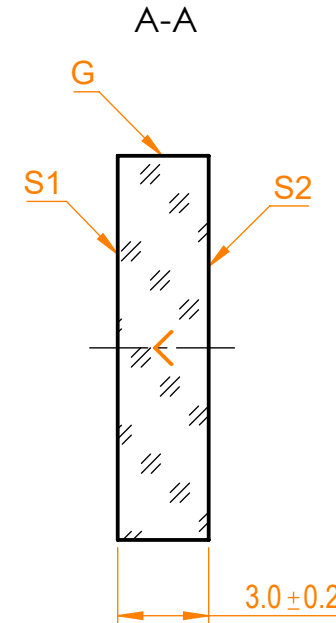
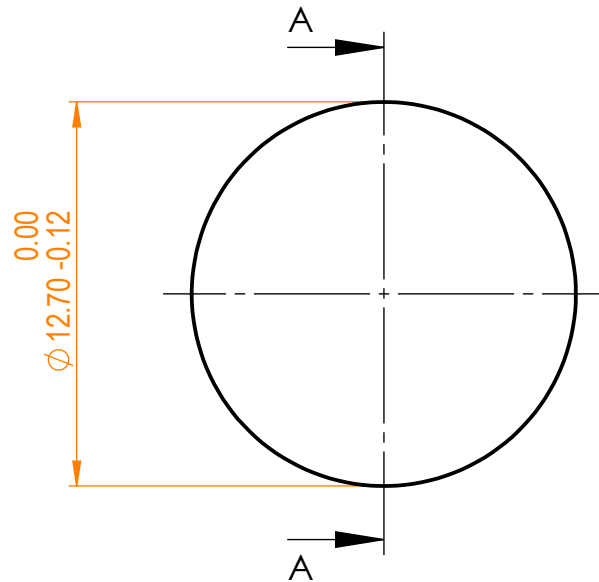


NOTES:


1. Material: UVFS;
2. G - Fine ground surface;
3. All dimensions are in mm;
4. Protective chamfers: 0.3 mm x 45°;
5. Parallelism: <30 arcsec;
6. Angle of incidence: 56°/ Angle of incidence tolerance: ±2°;
7. Transmitted wavefront distortion: λ/10 @633nm;
8. Extinction ratio: T_p:T_s> 200:1;
9. Laser Induced Damage Threshold: >8 J/cm² @800nm, 50Hz, 10nsec pulses;



Isometric view 1:1



Specifications are subject to change without notice
Dimensions are for reference only

| Parameters | | |  info@eksmaoptics.com www.eksmaoptics.com | TF polarizer, D=12.7 mm, T=3 mm | | | | | |
|-----------------|---|-----------------------------|---|---------------------------------|------------|------|-------------|------|-------|
| | S1 | S2 | | Proprietary | Name | Date | Part number | Rev. | Scale |
| Shape | Plano | Plano | | | | | | | |
| Surface quality | 20-10 s/d | 20-10 s/d | Drawn | V.S. | 2021.01.11 | | | | |
| Clear aperture | >90% | >90% | The information in this drawing is property of EKSMA Optics. Any reproduction in part or as a whole without the written permission of EKSMA Optics is prohibited. | | | | | | |
| Coating | R _s /T _p >99.5/95% @800nm | R _p <0.3% @800nm | | | | | | | |