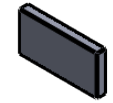
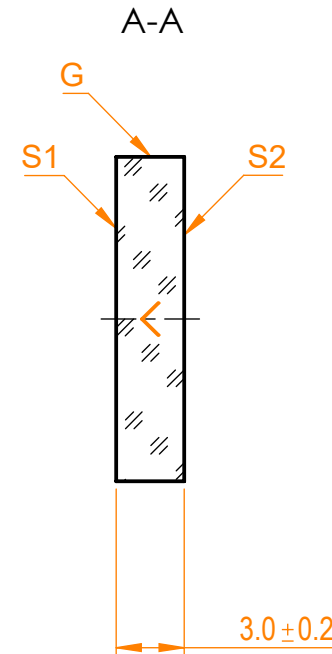
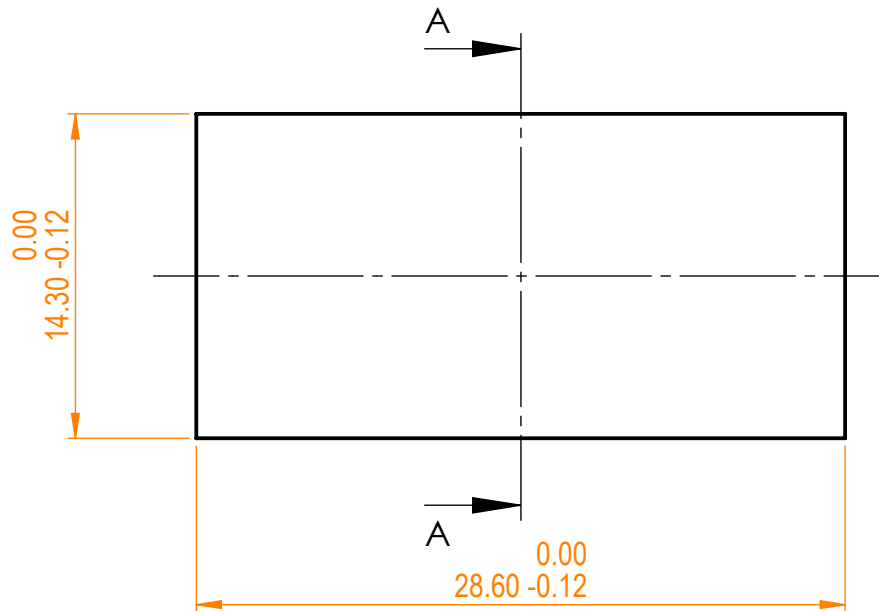


NOTES:


1. Material: N-BK7;
2. G - Fine ground surface;
3. All dimensions are in mm;
4. Protective chamfers: 0.3 mm x 45°;
5. Parallelism: <30 arcsec;
6. Angle of incidence: 56°/ Angle of incidence tolerance: ±2°;
7. Transmitted wavefront distortion: λ/10 @633nm;
8. Extinction ratio: T_p:T_s> 200:1;
9. Laser Induced Damage Threshold: >10 J/cm² @1030nm, 50Hz, 10nsec pulses;



Isometric view 1:2



Specifications are subject to change without notice
 Dimensions are for reference only

Parameters			 info@eksmaoptics.com www.eksmaoptics.com		TF polarizer, H=14.3 mm, L=28.6mm, T=3 mm							
	S1	S2			Proprietary		Name	Date	Part number	Rev.	Scale	
Shape	Plano	Plano	The information in this drawing is property of EKSMA Optics. Any reproduction in part or as a whole without the written permission of EKSMA Optics is prohibited.		Approved	A.K.	2021.01.11	420-0298	A	3:1		
Surface quality	20-10 s/d	20-10 s/d			Drawn	V.S.	2021.01.11					
Clear aperture	>90%	>90%										
Coating	R _s /T _p >99.5/95% @1010-1050nm	R _p <0.3% @1010-1050nm										